











TUCSON AUDUBON SOCIETY HABITAT *at* HOME

Step by step, it's easy to create habitat at your home that provides birds, butterflies, and other wildlife with the food, water, and shelter they need to survive.

| | | 4 LEVELS OF HABITAT SUCCESS | | | |
|--|---------------------------------------|--|---|---|---|
| 4 BASIC ELEMENTS | 7 KEY COMPONENTS* |  IN PROGRESS |  GOLDFINCH |  THRASHER |  CARDINAL |
| PLANTS  | LOCALLY APPROPRIATE PLANTS | 2 or more nectar plants | patch | diverse garden | wildlife naturescape |
| | VEGETATION LAYERS | 1 layer | 2 layers | 2 layers | 3 layers |
| | REMOVE INVASIVES | optional | Level 1 | Level 2 | Level 3 |
| WATER  | WILDLIFE WATER FEATURE | yes! | yes! | yes! | yes! |
| | RAINWATER YARD DESIGN | — | Draft your plan | 1 Rainwater Design Feature | 2 Rainwater Design Features |
| YOU  | EXPAND YOUR HORIZONS | optional | Choose 1 Activity | Choose 2 Activities | Choose 3 Activities |
| TAS KNOW-HOW  | GO THE EXTRA MILE FOR WILDLIFE | optional | Choose 1 Activity | Choose 2 Activities | Choose 3 Activities |

*Flip this page over for our 7 Key Components to creating Habitat at Home.





TUCSON AUDUBON SOCIETY HABITAT *at* HOME

7 Key Components of Habitat at Home

See our *Quick Guide to Habitat at Home* for more detailed information

1

LOCALLY APPROPRIATE PLANTS – Sonoran Desert and Sky Island Natives, regional and desert-adapted plants, appropriate non-natives, some food plants

- **Patch** – a dense group of at least 7 locally appropriate wildlife plants or a minimum of 10% of your yard
- **Diverse Garden** – a dense patch, or several dense patches of at least 20 locally appropriate wildlife plants or 25% of your entire yard; includes nectar, fruit, seed, and nesting/cover plants
- **Wildlife Naturescape** – a dedicated model of home-scale habitat, including nectar, fruit, seed, and nesting/cover plants on at least 35% of your yard

2

VEGETATION LAYERS

- **Upperstory** – tree canopy about 7+ feet off the ground
- **Midstory** – shrubs and low tree limbs, 3 to 7 feet off the ground
- **Understory** – vegetation less than about 3 feet high

3

REMOVE INVASIVES

- **Level 1** – remove buffelgrass, fountaingrass, Sahara mustard
- **Level 2** – remove above and Russian thistle, London rocket, puncture vine
- **Level 3** – study and remove advanced list of invasives

4

WILDLIFE WATER FEATURE – provide and maintain a water source for wildlife: bird bath, drinking dish, irrigation drip, small fountain, or other source; keep it clean!

5

RAINWATER YARD DESIGN – rainwater harvesting design features such as basins, swales, cisterns, and gray water systems

6

EXPAND YOUR HORIZONS – Participate in activities such as: volunteering for Tucson Audubon; attending a Tucson Audubon class or workshop; supporting a Citizen Science project; becoming a backyard naturalist

7

GO THE EXTRA MILE FOR WILDLIFE – Participate in activities such as installing nest boxes, bee blocks, or brush piles; reducing hazards such as window strikes, feral cats, and pesticides